

	SCHEDA TECNICA TECHNICAL SHEET	Date: 12/05/2015	Rev 1

Codice / Code: H38381	Descrizione / description: SOFFIONE DREAM FLAT DA CONTROSOFFITTO, CON FLESSIBILE DI ALIMENTAZIONE ACQUA DREAM-FLAT SHOWER HEADS FOR FALSE CEILING, WITH FLEXIBLE WATER CONNECTION
--	--


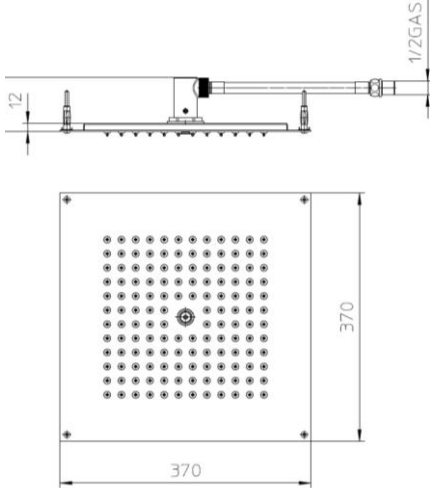
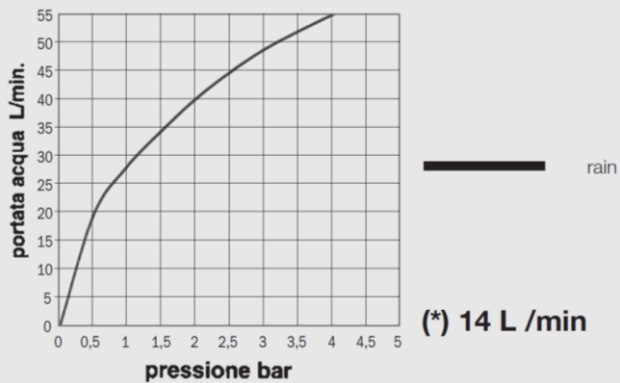
Foto / image 	Disegni / drawings 
--	---

Grafico di portata / Flow rate diagram 

MATERIALI / materials PIASTRE IN ACCIAIO AISI 304, GUARNIZIONE DI TENUTA EPDM, RACCORDERIA OTTONE - PLATES MADE BY STAINLESS STEEL, SEALS BY EPDM AND FITTINGS BY BRASS

CARATTERISTICHE IDRAULICHE / hydraulic features				<i>solo per miscelatori termostatici</i> <i>only for thermostatic mixers</i>	
	pressione <i>pressure</i>	portata <i>flow rate</i>	temperatura <i>temperature</i>	Blocco di sicurezza <i>safety lock</i>	/
min	1bar	> 16L/min	--	Temperatura acqua fredda <i>cold water temperature</i>	/
max	5bar	--	<70°C	Temperatura acqua calda <i>hot water temperature</i>	/
consigliata <i>recommended</i>	2-3 bar	>16L/min	<42°C		

CARATTERISTICHE ELETTRICHE / electrical features			
V di esercizio <i>work voltage</i>	-	Interruttore <i>switch</i>	-
Trasformatore <i>transformer</i>	-	Touch Panel	-

CERTIFICAZIONI / CERTIFICATIONS
--

CONFORMITA' / CONFORMITY UNI EN 1112
--