


	<b>SCHEDA TECNICA</b> <i>TECHNICAL SHEET</i>	Date: 14/07/2017	Rev 0

**Codice / Code:**  
**Z030270 + Z032204**

Parti incasso per miscelatore termostatico alta portata attacchi da ¾" a 4 USCITE (deviatori due vie), installazione verticale/orizzontale con parti esterne  
 Concealed parts for High Flow Thermostatic Mixer, ¾" connections, with 4 OUTLETS (2 way diverter valves), vertical/horizontal installation, with external parts

Foto / image



Disegni / drawings

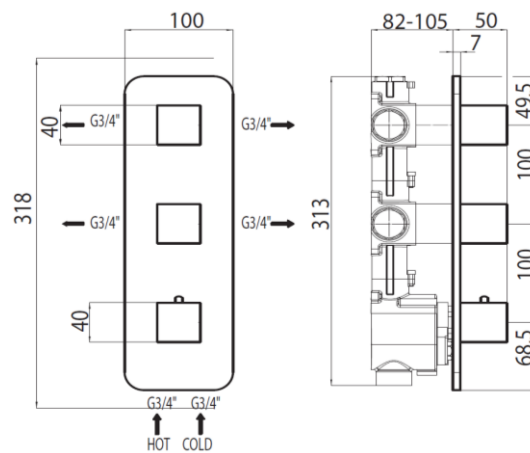
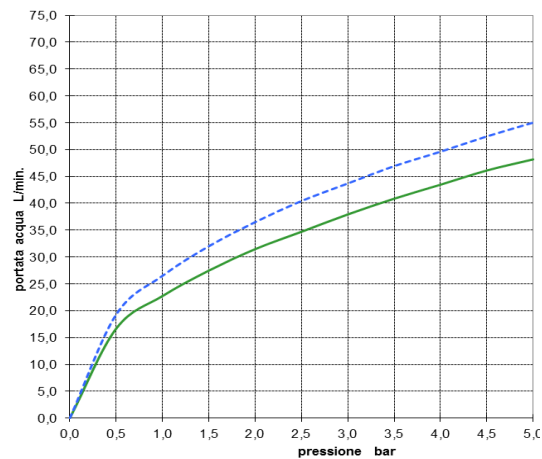


Grafico di portata / Flow rate diagram

	1 uscita deviatore	1+1 uscita deviatore
0,0	0,0	0,0
0,5	16,7	19,3
1,0	22,7	26,5
1,5	27,5	32,0
2,0	31,5	36,5
2,5	34,7	40,4
3,0	37,9	43,7
3,5	40,9	46,9
4,0	43,5	49,6
4,5	46,1	52,5
5,0	48,2	55,0
pressione <b>Bar</b>	portata <b>L/min</b>	

**MATERIALI** / materials

OTTONE/ZAMA - BRASS/ZAMA

**CARATTERISTICHE IDRAULICHE** / hydraulic features

	pressione pressure	portata flow rate	temperatura temperature	<i>solo per miscelatori termostatici</i> <i>only for thermostatic mixers</i>	
min	<b>0,5bar</b>	--	--	Blocco di sicurezza safety lock	<b>38°C</b>
max	<b>5bar</b>	--	--	Temperatura acqua fredda cold water temperature	<b>≤ 20°C</b>
consigliata recommended	<b>2-3 bar</b>	--	--	Temperatura acqua calda hot water temperature	<b>≥ 55°C</b>

**CERTIFICAZIONI** / CERTIFICATIONS**CONFORMITA'** / CONFORMITY

UNI EN 1111