
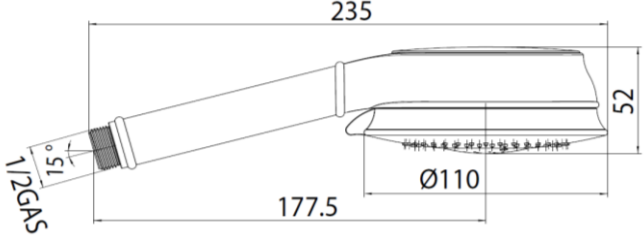
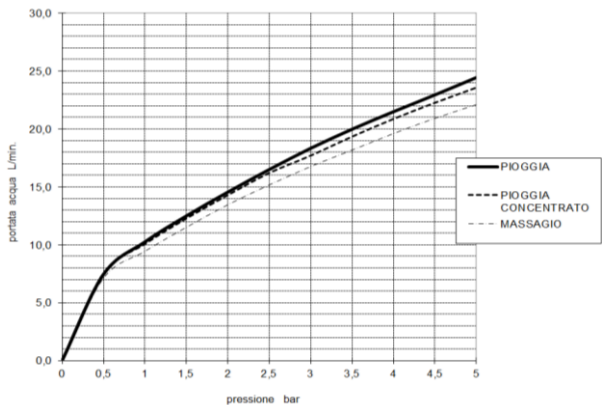


BOSSINI		SCHEDA TECNICA TECHNICAL SHEET		Date: 19/07/2017	Rev/0																																																				
Codice / Code: B00192		Descrizione / description: Doccia 3 getti Ø 110 mm - per bassa pressione 3 functions handshower Ø 110 mm - for low water pressure																																																							
Foto / image		Disegni / drawings																																																							
																																																									
Grafico di portata / Flow rate diagram																																																									
<table border="1"> <thead> <tr> <th></th> <th>PIOGGIA</th> <th>PIOGGIA CONCENTRATO</th> <th>MASSAGIO</th> </tr> </thead> <tbody> <tr><td>0</td><td>0,0</td><td>0,0</td><td>0,0</td></tr> <tr><td>0,5</td><td>7,5</td><td>7,5</td><td>7,1</td></tr> <tr><td>1</td><td>10,3</td><td>10,1</td><td>9,4</td></tr> <tr><td>1,5</td><td>12,5</td><td>12,3</td><td>11,5</td></tr> <tr><td>2</td><td>14,5</td><td>14,3</td><td>13,5</td></tr> <tr><td>2,5</td><td>16,5</td><td>16,2</td><td>15,2</td></tr> <tr><td>3</td><td>18,3</td><td>17,7</td><td>16,8</td></tr> <tr><td>3,5</td><td>20,0</td><td>19,3</td><td>18,2</td></tr> <tr><td>4</td><td>21,5</td><td>20,9</td><td>19,6</td></tr> <tr><td>4,5</td><td>22,9</td><td>22,3</td><td>20,9</td></tr> <tr><td>5</td><td>24,4</td><td>23,6</td><td>22,1</td></tr> <tr> <td>pressione bar</td> <td colspan="3">portata L/min</td> </tr> </tbody> </table>			PIOGGIA	PIOGGIA CONCENTRATO	MASSAGIO	0	0,0	0,0	0,0	0,5	7,5	7,5	7,1	1	10,3	10,1	9,4	1,5	12,5	12,3	11,5	2	14,5	14,3	13,5	2,5	16,5	16,2	15,2	3	18,3	17,7	16,8	3,5	20,0	19,3	18,2	4	21,5	20,9	19,6	4,5	22,9	22,3	20,9	5	24,4	23,6	22,1	pressione bar	portata L/min						
	PIOGGIA	PIOGGIA CONCENTRATO	MASSAGIO																																																						
0	0,0	0,0	0,0																																																						
0,5	7,5	7,5	7,1																																																						
1	10,3	10,1	9,4																																																						
1,5	12,5	12,3	11,5																																																						
2	14,5	14,3	13,5																																																						
2,5	16,5	16,2	15,2																																																						
3	18,3	17,7	16,8																																																						
3,5	20,0	19,3	18,2																																																						
4	21,5	20,9	19,6																																																						
4,5	22,9	22,3	20,9																																																						
5	24,4	23,6	22,1																																																						
pressione bar	portata L/min																																																								
MATERIALI / materials																																																									
ABS, Silicone, Nbr, Acetal																																																									
CARATTERISTICHE IDRAULICHE / hydraulic features																																																									
	pressione pressure	portata flow rate	temperatura temperature	solo per miscelatori termostatici only for thermostatic mixers																																																					
min	1 bar	--	--	Blocco di sicurezza safety lock	/																																																				
max	5 bar	--	<70°C	Temperatura acqua fredda cold water temperature	/																																																				
consigliata recommended	2-3 bar	--	<42°C	Temperatura acqua calda hot water temperature	/																																																				
CERTIFICAZIONI / CERTIFICATIONS: WATERMARK [AS/NZS 3662:2005] (AUS), WELS PUB [1 thick] (SGP)																																																									
CONFORMITA' / CONFORMITY : Chrome plating - EN 248.																																																									