


	SCHEDA TECNICA TECHNICAL SHEET	Date: 13/07/2017	Rev 0

Codice / Code: Z030203 + Z033204	Parti incasso per miscelatore termostatico alta portata attacchi da 3/4" a 3 USCITE (c/deviatore 2 vie e un rubinetto d'arresto), installazione verticale/orizzontale con parti esterne Concealed parts for High Flow Thermostatic Mixer, 3/4" connections, with 3 OUTLETS (2 way diverter valve and 1 stop valve) vertical/horizontal installation, with external parts
---	---

Foto / image



Disegni / drawings

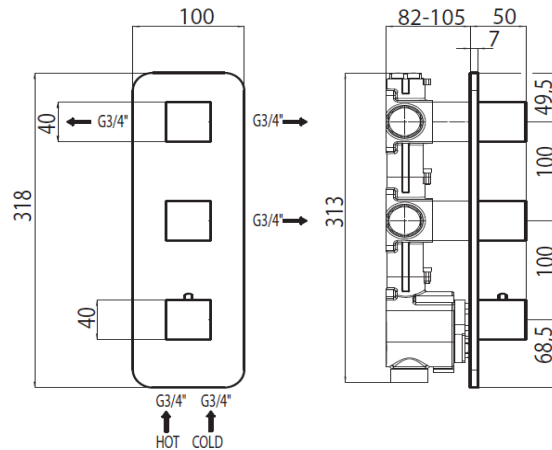
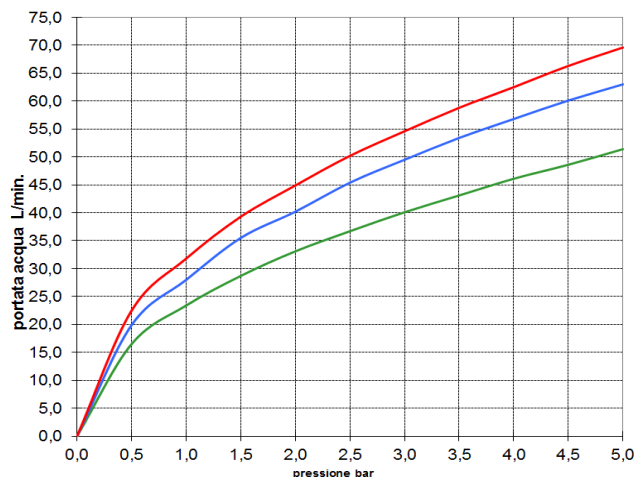


Grafico di portata / Flow rate diagram

	1 uscita deviatore	1 uscita rubinetto	1 uscita dev + 1 uscita rub.
0,0	0,0	0,0	0,0
0,5	16,5	19,9	22,5
1,0	23,4	28,0	31,8
1,5	28,7	35,5	39,3
2,0	33,1	40,2	44,9
2,5	36,7	45,4	50,2
3,0	40,1	49,5	54,6
3,5	43,1	53,4	58,8
4,0	46,1	56,8	62,5
4,5	48,6	60,1	66,3
5,0	51,4	63,0	69,6
pressione Bar	portata L/min		



MATERIALI / materials

OTTONE/ZAMA - BRASS/ZAMA

CARATTERISTICHE IDRAULICHE / hydraulic features

	pressione pressure	portata flow rate	temperatura temperature	<i>solo per miscelatori termostatici</i> <i>only for thermostatic mixers</i>	
min	0,5bar	--	--	Blocco di sicurezza safety lock	38°C
max	5bar	--	--	Temperatura acqua fredda cold water temperature	≤ 20°C
consigliata recommended	2-3 bar	--	--	Temperatura acqua calda hot water temperature	≥ 55°C

CERTIFICAZIONI / CERTIFICATIONS

CONFORMITA' / CONFORMITY

UNI EN 1111