
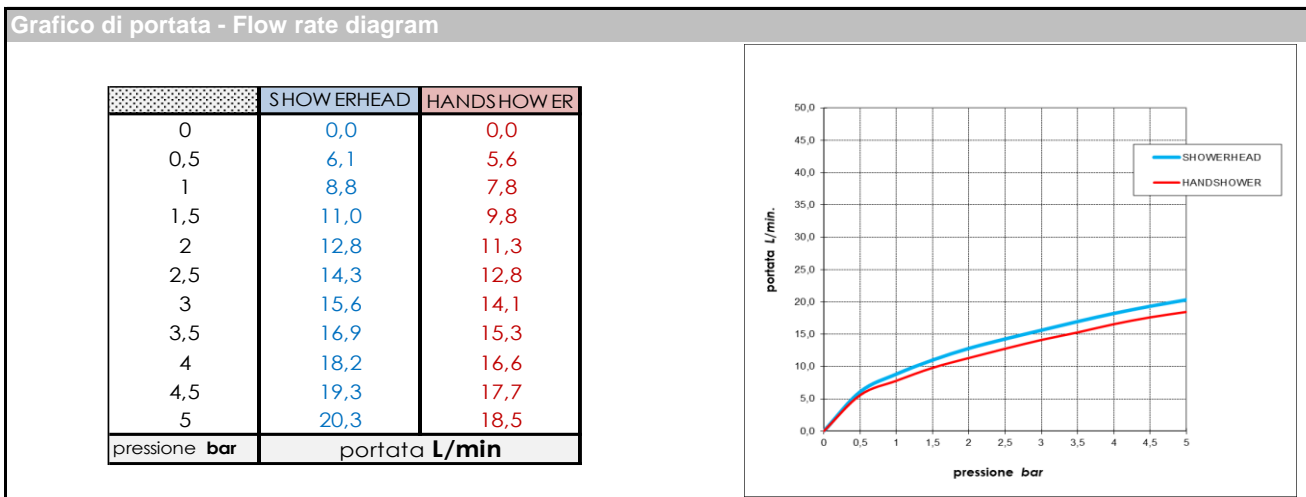
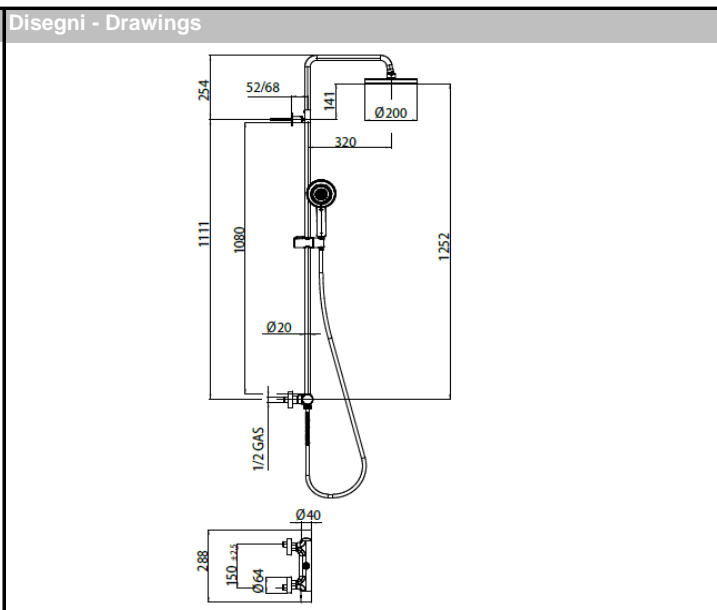


<p><b>Codice - Code:</b> <b>L10006</b> OKI columns Ø 20 Thermostatic</p>	<p><b>Descrizione - Description:</b> Colonna murale in ottone sezione Ø 20 mm - soffione OKI in ottone - doccetta - supporto doccia orientabile - flessibile ottone doppia aggraffatura 150 cm attacco ½" FF con cono - miscelatore termostatico esterno con deviatore integrato</p> <p><i>Brass shower pipe Ø 20 mm section - brass OKI shower head hand shower – orientable shower bracket - double interlock brass hose 150 cm with ½" FF connection and conical nut - thermostatic mixer with integrated diverter</i></p> <p><i>Duschsäule aus Messing Ø 20 mm Querschnitt - OKI Kopfbrause aus Messing - Handbrause -schwenkbarer Brausehalter - 150 cm Doppelwicklung Schlauch aus Messing mit ½" i.G./i.G. Verbindungen Einhebel Brausebatterie mit integriertem Umsteller</i></p> <p><i>Colonne douche en laiton avec section Ø 20 mm - pomme de douche OKI en laiton - douchette - support orientable pour la douchette flexible en laiton double agrafage 150 cm avec connexion ½" FF et cône - mitigeur thermostatique extérieur avec inverseur intégré</i></p> <p><i>Columna de ducha con sección Ø 20 mm – rociador OKI – mango ducha Cylindrica/1 – soporte mural orientable – flexible en latón doble grapado 150 cm con conexión ½" H y cono – mezclador termostático exterior con desviador integrado</i></p> <p><i>Настенная колонна из латуни Ø 20 мм – Душ OKI – Ручная лейка Cylindrica/1- держатель для лейки поворотный – Шланг латунный дв.фальцевания 150 см 1/2" FF кокус – Смеситель термостатический с встроенным переключателем</i></p>
<p><b>Tecnologia - Technology:</b></p> 	



**Caratteristiche idrauliche - Hydraulic features**

	Pressione Pressure	Portata Flow rate	Solo per miscelatori termostatici Only for thermostatic mixers	
min	1 bar	7,5 L/min	Blocco di sicurezza Safety lock	38 °C
max	5 bar	20 L/min	Temperatura acqua fredda Cold water temperature	≤25 °C
consigliata recommended	2-3 bar	9 L/min	Temperatura acqua calda Hot water temperature	55 °C-65 °C

**Materiali - Materials**

**Colonna:** Ottone  
**Centrale scorrevole:** Plastica  
**Soffione I00405:** Ottone con ugelli in silicone  
**Doccia B00161:** Plastica con ugelli in silicone  
**Flessibile A03045:** Ottone doppia agraffatura, cromato  
**Miscelatore Z005125:** Ottone cromato

*Column: Brass*  
*Slider: Plastic*  
*Showerhead I00405: Brass with silicone nozzles*  
*Handshower B00161: Plastic with silicone nozzles*  
*Hose A03045: Double interlock flexible chrome plated brass*  
*Mixer Z005125: Chrome plated brass*

**Certificazioni - Certifications**

**Hose A03045:**



**Handshower B00161:**



**Showerhead I00405:**



**Conformità' - Conformity**

**Mixer Z005124 - EN 1111; Chrome plating - EN 248**